

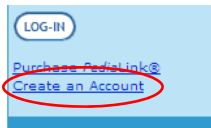
# Reducing the Risk of SIDS IN CHILD CARE

## Step #1: Obtain an AAP ID and Password

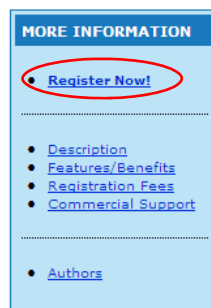
All participants will need an AAP ID number and password to access the free course.

**AAP Members:** Use your AAP ID number and password, and go to step #2.

**Non-Members:** You may or may not already have an AAP ID number and password. If not, follow these instructions:



- Go to [www.pedialink.org](http://www.pedialink.org)
- Click **Create an Account** in the far right column under **Log In**
- Follow the steps in the account set up wizard to create an individual account and password. This will be your AAP ID number and password to access the course.



## Step #2: Register

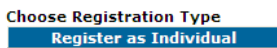
Go to [www.pedialink.org/cme/sids](http://www.pedialink.org/cme/sids)

Select **Register Now** located in upper-right corner.

AAP ID:

Password:

Enter AAP ID number and password.



**Register as Individual**, and double-check your contact information. Click **Continue with Registration**.

Product Code	Product Name	Price Code	Price Name	Price	Fee Category	Action
	Reducing the Risk of SIDS in Child Care		Individual Non-Member Fee	24.00		<input type="button" value="Sign Up"/>

The next page lists the **Reducing the Risk of SIDS in Child Care** course. Click **Sign Up**.

**Shopping Cart Items**

item	quantity	price	discount	tax	net-total
Reducing the Risk of SIDS in Child Care ( )	1	\$24.00	\$0.00	\$0.00	\$24.00

Promo Code:

**total: \$24.00**  
**balance: \$24.00**

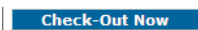
\*When using a Promo Code, apply Promo Code after ALL items have been added to cart.

Enter promo code:

**SIDSCCP**

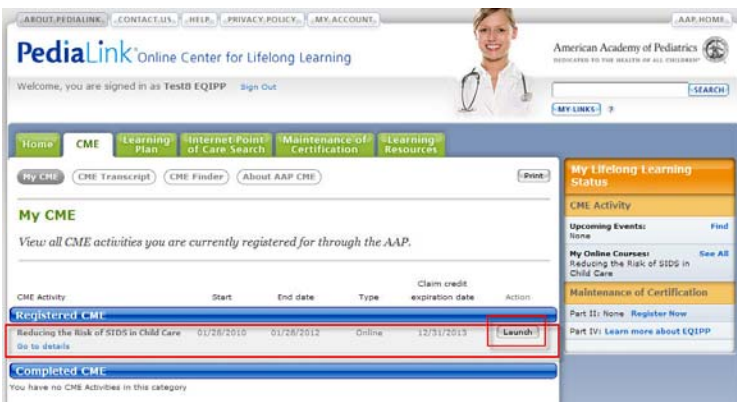
and click on the **Apply** button to update the fee to \$0.

**total: \$0.00**  
**balance: \$0.00**



Select **Check-out Now** in lower right corner. Follow remaining on-screen instructions to finish registering for the course.

## Step #3: Access the Course



Once registration is complete, you will have immediate access to the course. Go to [www.pedialink.org](http://www.pedialink.org). Select the **CME tab** near the top of the page to reveal a list of your registered CME activities. On this list, find the **Reducing the Risk of SIDS in Child Care** entry and select the **Launch** button to access the course

**QUESTIONS?** You may search the Support Center KnowledgeBase at <http://kb.aap.org> or contact the AAP Customer Service Center at [csc@aap.org](mailto:csc@aap.org). For additional materials on SIDS, visit [www.healthychildcare.org/sids.html](http://www.healthychildcare.org/sids.html)

# Reducing the Risk of SIDS IN CHILD CARE

## Instructions for Printing the Certificate of Completion

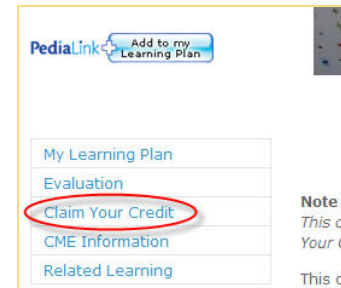
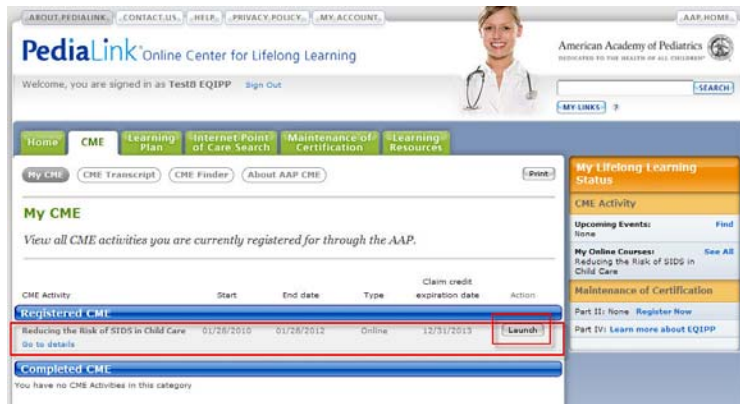
Child care providers and health care professionals should follow the steps below to print a certificate of completion.  
**\*\*You must complete the activity before printing the certificate\*\***

### Technical Requirements

Adobe Reader 8 or later. Visit <http://get.adobe.com/reader> to install Adobe Reader.

### Printing the Certificate

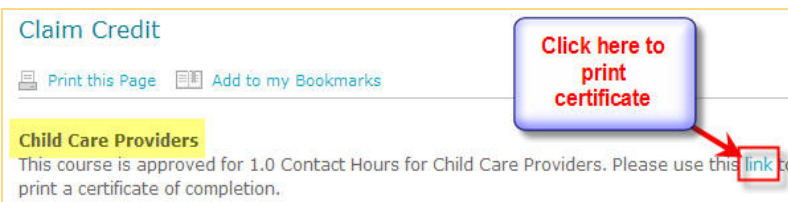
1. Log in to the PediaLink Learning Center at [www.pedialink.org](http://www.pedialink.org).
2. Select the **CME tab** near the top of the page to reveal a list of your registered CME activities. On this list, find the **Reducing the Risk of SIDS in Child Care** entry and select the **Launch** button to access the course.
3. Click on the **Claim Your Credit** link on the side navigation bar.



4. Click on the blue link under your profession:

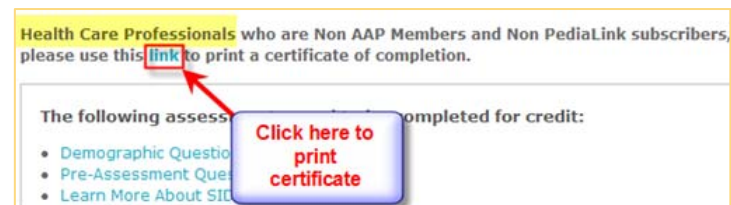
### Child Care Providers

Click on the blue "link" in the child care providers' section.



### Health Care Professionals

Click on the blue "link" in the health care professionals' section.



After clicking the link to print the certificate, you will be able to view or save the certificate in PDF format to your computer.

For additional assistance, explore our 24/7 Support Center KnowledgeBase located at <http://kb.aap.org>